



# Interim Report Q1

## First quarter, January-March 2021

- Bridge financing was secured in January, amounting to approx. KSEK 1,800.
- The company signed a new CEO.
- A new share issue was closed in March, raising a total of approx. KSEK 13,000 (before issue costs).
- Polymer Factory Sweden AB was listed on Spotlight Stock Market during Q1 2021, which has largely impacted the result.
- The loss for the period amounted to KSEK -677, of which KSEK 675 can be derived from IPO related activities.

## Key Figures

(KSEK)	Jan-Mar 2021	Jan-Mar 2020
Net sales	783	413
Operating profit	-493	-93
Operating margin %	-62,9	-22,5
Profit (loss) for the period	-677	-94
Basic earnings per share (SEK)	-0,099	-0,094

## COMMENTS FROM CEO ELIN MIGNÉRUS AND PREVIOUS CEO MICHAEL MALKOCH

Q1 2021 was mainly focusing on preparations for the IPO and listing, being our last quarter as a private company. Polymer Factory Sweden AB now moves into the next phase of the company's scale-up journey - and we welcome all new owners on board.

**"Q1 has been all about hard work and endurance, and we are closing this quarter with very exciting times ahead."**

The first quarter of 2021 has been an intense period for Polymer Factory, where a big focus has been on the preparations for the IPO – a huge milestone in the company's history. However, while a lot of the effort has been invested into this process, Polymer Factory maintained a good level of commercial activities, and increased the net sales for the period with almost 90% compared to first quarter 2020, landing at KSEK 783 (413). Loss amounted to KSEK -677 (-94) for the first quarter, where activities related to the IPO carries much of the cost; KSEK 675 derives from posts directly related to IPO and bridge financing.

The road to IPO has permeated the quarter and is also reflected in the period's financials. The new share issue was registered at Bolagsverket March 29, 2021 but the cash amount was not transferred until April 6, 2021. Due to this the cash amount is recorded as a current asset, more information on this can be found in the Financials section of this report.

We are proud of and grateful for the huge interest shown in the company by the market; after closing the successful share issue in March, which was subscribed to a total of 687 percent, the company now has the fuel to accelerate and up-scale R&D, business and commercial activities. Q1 has been all about hard work and endurance, and we are closing this quarter with very exciting times ahead.

During the period, there have been one major organizational change, as the company signed Elin Mignérus on as a new CEO, starting April 1, 2021. We are continuing efforts to expand the team and strengthen our position in all segments.



Elin Mignérus, CEO of Polymer Factory

Since the closing of the quarter, the first month as a public company has been full of activity, transferring into new routines while maintaining and expanding ongoing business. A lot of our focus is put into engaging existing customers and new leads to further spread the use of our dendritic technologies. Meanwhile, Polymer Factory's products have been mentioned in research papers, where they have been used primarily as calibrants for MALDI MS – a technology that itself has seen some recent exciting developments. As a company with deep roots in science, we are proud to continue to be a part in cutting-edge research.

We are optimistic about the future for Polymer Factory and the contributions our technologies can bring to the life science field.

**ELIN MIGNÉRUS**  
CEO

**MICHAEL MALKOCH**  
Previous CEO (Q1) and CTO

# ABOUT POLYMER FACTORY

**Polymer Factory is a leading developer and provider of dendritic nanomaterials, to be applied over a range of sectors globally.**

Polymer Factory is in many ways an accelerator firm for dendritic nanotechnology – generating cutting-edge products desired by customers across different high-demand sectors. From our roots in dendritic materials, we have developed SpheriCal®, a pioneering calibration technology for mass spectrometry (MS), and more recently, our latest addition, DNGs. Our broad portfolio, comprising more than 300 products, has attracted customers from BigPharma, MedTech, BioTech, as well as the chemical and other industries.

Stemming from many years of cutting-edge research, Polymer Factory was founded by a team of well-renowned scientists. This research has evolved into a business that provides products to billion dollar industries.

## MISSION

Transform dendritic nanomaterials to mature innovations that fulfill technologically demanding sectors.

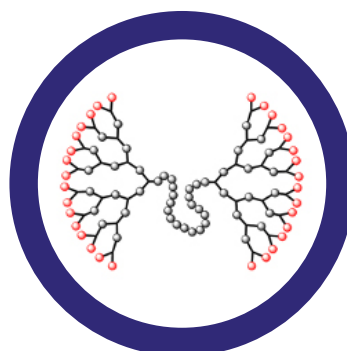
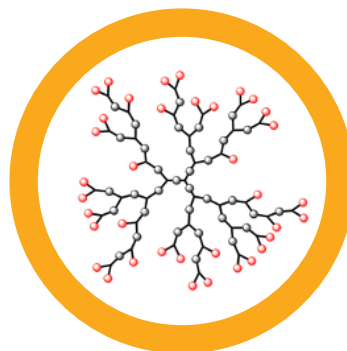
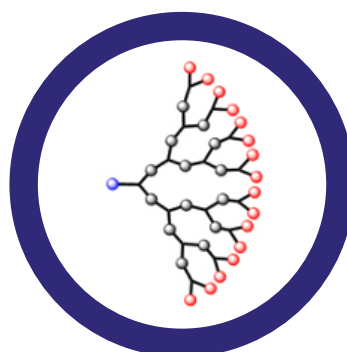
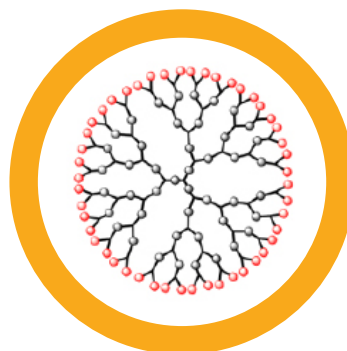
## VISION

Global generator of groundbreaking dendritic technologies that accelerate innovations in high performance material and life science sectors.

What makes dendritic materials so special, and in many ways superior, is their flawlessness, multifunctionality and dynamic structure. This makes them ideal for a vast number of applications in an array of industrial uses, from applications within pharmaceuticals and diagnostics as well as the chemistry and material industries. Polymer Factory's dendritic materials have a number of competitive advantages:

- Structural perfection (i.e. they are monodisperse and structurally flawless).
- High scalability and batch-to-batch consistency – an important feature across several high-end sectors e.g. therapeutic and diagnostic applications.
- High loading capacity, enabling the attachment of an exact and large number of drugs while decreasing the drug's toxicity when merged with the dendritic material.
- High level of optimization and flexibility, allowing users to achieve desired targeted complexation and product formulation.
- Biocompatibility and biodegradability; the dendritic carriers degrade under physiological conditions.

For more information about Polymer Factory Sweden AB and our products, visit <http://www.polymerfactory.com>





## EVENTS DURING Q1 2021

### KEY EVENTS DURING THE PERIOD

The Company secured a bridge financing of approx. KSEK 1,800 to prepare for the IPO in early Q2.

During the period, Polymer Factory signed with incoming CEO Elin Mignérus, to start on April 1, 2021, thereby fulfilling the milestone of recruiting a new CEO during 2021.

The Company secured and started an R&D-project based on the Company's expertise in the production of novel polymers.

A split 1:1000 and a bonus issue of KSEK 412 and 4,124,000 shares was registered at Bolagsverket on February 4, 2021.

A new share issue was registered at Bolagsverket March 29, 2021. In total, KSEK 12,952 before expenses and approx. KSEK 11,100 after expenses. 973 new shareholders was welcomed.

### KEY EVENTS AFTER THE END OF THE PERIOD

On 1st April it was announced that Polymer Factory appointed Elin Mignérus as new CEO. At the same time, previous CEO Michael Malkoch stepped into his new role as CTO.

The company was listed on Spotlight Stock Market, with first day of trading on the 7th April 2021.

Polymer Factory's products have been used as materials and calibrants in several research papers.

New dendritic products have been launched and added to the company's portfolio.

The Company hired two new Product Managers to start in September 2021 and February 2022 respectively.

### RELATED PARTY TRANSACTIONS

There is a consultancy agreement between the Company and SCEM Consulting AB, which is partly owned by Michael Malkoch, regarding services related to his role as CEO (now CTO) for the Company.

During Q1, a total of SEK 96,000 has been invoiced under the agreement.

There is also a consultancy agreement between the Company and NordicBlue AB, partly owned by Mats Wallnér, member of the board of directors of the Company, regarding services relating to strategy and business development.

During Q1, a total of SEK 30,000 has been invoiced under the agreement.

### RISKS AND UNCERTAINTY FACTORS

Polymer Factory is exposed to various types of risks, which can be categorized as related to business and operations, industry and market, intellectual property, and financial risks. During the first quarter, it is assessed that no significant changes has occurred in respect of risks and uncertainties.

More details on the Company's risks and uncertainties are described in the Investment Memorandum that was published in connection with the IPO in February, 2021, which can be found on the company's website.

### ORGANIZATION

As per March 31, 2021, the number of employees in the company was 1, in addition to above mentioned consultancy agreements.

### SHARE

Polymer Factory Sweden AB (publ) is listed on Spotlight Stock Market since April 7, 2021 under ticker POLYMER.

Total number of shares amounts to 6,859,198. In addition, there are a total of 568,066 outstanding warrants of series TO 1. The warrants of TO 1 were attached free warrants, included in the units of the new share issue. More information on the warrants can be found in the Company's Memorandum 2021, available on the website.

Spotlight Stock Market is a secondary name of ATS Finans AB, a securities company under the supervision of the Swedish Financial Supervisory Authority. ATS Finans AB is a subsidiary of Spotlight Group AB, a company listed on Spotlight Stock Market. Spotlight Stock Market operates a so-called MTF platform.

### ACCOUNTING PRINCIPLES

The interim report is prepared in accordance with the Swedish Annual Accounts Act and the standards of the Swedish Accounting Standards Board (BFNAR 2012:1) (K3).

This report has not been reviewed by the company's auditor.

### OTHER INFORMATION

A warrant program for the CEO and other employees as set by the board in 2020 is to be further developed and is suggested to be presented for decision by the shareholders in Q3 2021.

# FINANCIAL OVERVIEW

## NET SALES

Net sales for the period amounted to KSEK 783 (413), an increase with 89,6% compared to Q1 2020.

Sales have been divided into four segments; R&D, Dendrimers and dendrons, Hyperbranched materials and SpheriCal®. For this quarter, R&D and Dendrimers and dendrons have together represented 2/3 of Net sales.

Total operating expenses for the first quarter amounted to KSEK 1,279, of which KSEK 491 can be derived from IPO related activities. Operating loss before financial items (EBIT) amounted to KSEK -493.

## RESULT

Loss amounted to KSEK -677 (-94) for the first quarter, of which KSEK 675 can be derived from IPO related posts. Earnings per share amounted to SEK -0.10 (-0.09) for the first quarter.

## LIQUIDITY AND FINANCIAL POSITION

Equity amounted to KSEK 12,826 as of March 31, 2021 compared with KSEK 2,642 as of December 31, 2020. The equity/asset ratio increased from 75% to 83% between December 31, 2020 and March 31, 2021.

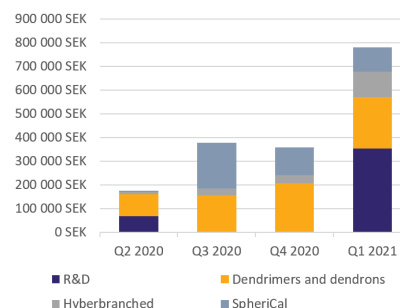
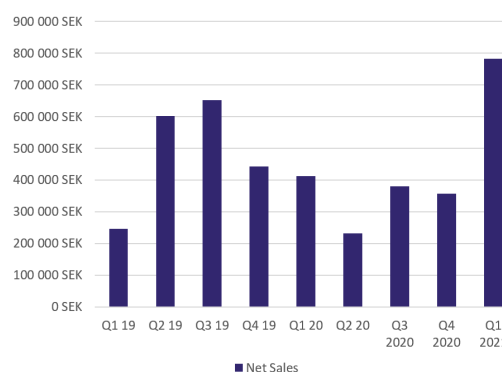
During the first quarter, the company made a share issue of approx. KSEK 12,952 (before issue costs of approx. KSEK 1,672).

The new share issue was registered at Bolagsverket March 29, 2021 but the cash amount was not transferred until April 6, 2021. Due to this the cash amount is recorded as a current asset. The amount transferred, April 6, was reduced with bridge loan, in total KSEK 9,448, was transferred to bank April 6.

## CASH FLOW

Cash flow from operating activities for the period was KSEK -12,032 (354) including funds from new share issue of KSEK 11,280 recorded as current assets. Cash flow from financing activities was KSEK 12,694 (0).

Cash flow for the period was KSEK 662 (354).



## KEY FIGURES AND SELECTED FINANCIAL POSTS\*

(KSEK)	JAN-MAR 2021	JAN-MAR 2020	FULL YEAR 2020
Net sales	783	413	1,384
Profit after financial items	-677	-94	-581
Total assets	15,410	2,490	3,502
Equity / assets ratio (%)	83	68	75

\* The table has not been reviewed by the Company's auditor.

# INCOME STATEMENT IN SUMMARY

(KSEK)	JAN-MAR 2021	JAN-MAR 2020	FULL YEAR 2020
<b>Revenue</b>			
Net sales	783	413	1,384
Change in inventories of products in progress, finished goods and work in progress		-21	101
Other revenue	3	51	265
<b>Total revenue, inventory changes, etc.</b>	<b>786</b>	<b>443</b>	<b>1 750</b>
<b>Operating expenses</b>			
Goods for resale	-14		-33
Other external expenses	-1,039	-292	-1,432
Staff costs	-192	-240	-715
Depreciation of intangible fixed assets	-29	-	-117
Other operating expenses	-5	-4	-30
<b>Total operating expenses</b>	<b>-1,279</b>	<b>-536</b>	<b>-2,327</b>
<b>Operating profit/loss</b>	<b>-493</b>	<b>-93</b>	<b>-577</b>
<b>Financial items</b>			
Interest expenses and similar items	-184*	-1	-4
<b>Total financial items</b>	<b>-184</b>	<b>-1</b>	<b>-4</b>
<b>Total after financial items</b>	<b>-677</b>	<b>-94</b>	<b>-581</b>
<b>Year-end appropriations</b>			
Change in tax allocation reserve	-	-	291
<b>Total year-end appropriations</b>	<b>-</b>	<b>-</b>	<b>291</b>
<b>Profit/loss before taxes</b>	<b>-677</b>	<b>-94</b>	<b>-290</b>
<b>Taxes</b>			
Tax on profit/loss for the period	-	-	-
<b>Profit/loss for the period</b>	<b>-677</b>	<b>-94</b>	<b>-290</b>

\* Cost of bridge financing

# BALANCE SHEET

(KSEK)	31 MARCH 2021	31 MARCH 2020	31 DECEMBER 2020
<b>ASSETS</b>			
<b>Fixed assets</b>			
Intangible fixed assets	1,021	29	1,050
<b>Total fixed assets</b>	<b>1,021</b>	<b>29</b>	<b>1,050</b>
<b>Current assets</b>			
Inventory	1,491	1,369	1,471
Current receivables	11,721*	414	466
Cash and bank	1,177	678	515
<b>Total current assets</b>	<b>14,389</b>	<b>2,461</b>	<b>2,452</b>
<b>TOTAL ASSETS</b>	<b>15,410</b>	<b>2,490</b>	<b>3,502</b>
<b>EQUITY AND LIABILITIES</b>			
<b>Equity</b>			
Equity	13,503	1,795	2,932
Result of the period	-677	-94	-290
<b>Total equity</b>	<b>12,826</b>	<b>1,701</b>	<b>2,642</b>
<b>Untaxed reserve</b>			
Untaxed reserves	-	291	-
<b>Total untaxed reserves</b>	<b>-</b>	<b>291</b>	<b>-</b>
<b>Liabilities</b>			
Liabilities to credit institutions	1,833	-	-
Current liabilities	751	498	860
<b>Total current liabilities</b>	<b>2,584</b>	<b>498</b>	<b>860</b>
<b>TOTAL EQUITY AND LIABILITIES</b>	<b>15,410</b>	<b>2,490</b>	<b>3,502</b>

\* Including KSEK 11,280, funds from new share issue

# CASH FLOW STATEMENT

(KSEK)	JAN-MAR 2021	JAN-MAR 2020	FULL YEAR 2020
<b>Operating activities</b>			
Loss after financial items	-677	-94	-577
Adjustment for non-cash items	29	-	113
Cash flow from operating activities	-648	-94	-464
Change in working capital	-11,384*	448	656
<b>Cash flow from operating activities</b>	<b>-12,032</b>	<b>354</b>	<b>192</b>
<b>Financing activities</b>			
Investing activities	-	-	-
Financing activities	-	-	-
New share issue	10,861	-	-
Loan	1,833	-	-
Repayment of loan	-	-	-
<b>Cash flow from financing activities</b>	<b>12,694</b>	<b>-</b>	<b>-</b>
<b><i>Cash flow for the period</i></b>	<b><i>662</i></b>	<b><i>354</i></b>	<b><i>192</i></b>
<b>Bank</b>			
Bank opening	515	324	324
Bank closing	1,177	678	516

\* Including KSEK 11,280, funds from new share issue



## CHANGES IN EQUITY

	SHARE CAPITAL	NON- REGISTERED SHARE CAPITAL	SHARE PREMIUM RESERVE	PROFIT BROUGHT FORWARD	PROFIT FOR THE PERIOD	TOTAL
<b>2019-12-31</b>	<b>100</b>	<b>-</b>	<b>-</b>	<b>1,411</b>	<b>284</b>	<b>1,795</b>
Allocation according to AGM				284	-284	0
New share issue		1,137				1,137
Loss for the period					-290	-290
<b>2020-12-31</b>	<b>100</b>	<b>1,137</b>	<b>-</b>	<b>1,695</b>	<b>-290</b>	<b>2,642</b>
Reg new share issue	3	-1,137	1,134			0
Bonus issue	412			-412		0
New share issue	170		10,691			10,861
Loss for the period					-677	-677
<b>2021-03-31</b>	<b>685</b>	<b>-</b>	<b>11,825</b>	<b>1,283</b>	<b>-967</b>	<b>12,826</b>

The Board of Directors and the CEO assure that this interim report gives a true and fair view of the company's operations, position and results and describes significant risks and uncertainties that the company is facing.

This report has not been reviewed by the company's auditor.

**Stockholm 2021-05-25**  
**CEO, Elin Mignérus**



## COMPANY INFORMATION

**Company name**

Polymer Factory Sweden AB (PUBL)

**Organizational number**

556695-9531

**Address**

Teknikringen 48,  
114 28 Stockholm, Sweden

**Phone**

+46 73-655 46 79

**Website**

[www.polymerfactory.com](http://www.polymerfactory.com)



## CALENDAR

**Current financial year:** 2021-01-01 – 2021-12-31

**Quarterly Report (Q1):** 2021-05-25

**Annual General Meeting:** 2021-06-03

**Half-year Report (Q2):** 2021-08-25

**Quarterly Report (Q3):** 2021-11-25

**Quarterly Report (Q4):** 2022-02-25



## CONTACT

**CEO**


Elin Mignérus

**E-mail**

[elin.mignerus@polymerfactory.com](mailto:elin.mignerus@polymerfactory.com)

**Phone**

+46 79-300 27 76



[WWW.POLYMERFACTORY.COM](http://WWW.POLYMERFACTORY.COM)